



# VITARA



Way of Life!




**PAK SUZUKI MOTOR CO. LTD.**

**Head Office Karachi:**  
DSU-13, Pak Steel Industrial Estate, Bin Qasim, Karachi.  
Call Centre: 111-SUZUKI (021-111-789-854) Tel: 34723551-58 Fax: 34723521-3  
E-mail: customercentre@paksuzuki.com.pk Website: www.paksuzuki.com.pk

**Region Office Lahore:**  
7-A, Aziz Avenue, Canal Bank Road,  
Gulberg-5, Lahore.  
Tel: 042-35775456-7 Fax: 042-35775467

**Region Office Rawalpindi:**  
3rd Floor Malhi Plaza, Opp. Ministry of Defence,  
Production Building, Murree Road, Rawalpindi, Cantt.  
Tel: 051-5130229-31 Fax: 051-5130232

**Region Office Multan:**  
Office No. 402, 4th Floor  
United Mall, Abdali Road, Multan.  
Tel: 061-4586489, 4516491 Fax: 061-4581353







## STRONGER. BOLDER. STYLED FOR ALL ADVENTURES

Get ready for an appearance beaming with strength and energy. With Vitara's bold styling, stealing the spotlight wherever you go. Charge your drive with a vigorous outer impression – and elevate your senses with the inner refinement of a full-grown SUV.



### 1.6-litre petrol engine

With torquey performance through all gears from low to high, this engine produces powerful driving on city roads as well as winding lanes. Furthermore, the reduced friction and weight in the engine and associated parts ensure outstanding fuel economy.



### 6-speed automatic transmission

(For 1.6-litre petrol engine) With enlarged gear ratio widths for all gears, the 6-speed automatic transmission offers excellent acceleration, even from standing starts and enhances fuel economy in high-speed cruising. An integrated cooler heightens automatic transmission fluid cooling performance, further contributing to enhanced fuel efficiency.



**Paddle shift** (For 6-speed automatic transmission) Gear changes can be made quickly and easily using the paddle shifts installed behind the steering wheel, making driving enjoyable and sporty like with a manual transmission.

## ALLGRIP SELECT



### ALLGRIP system

"A vehicle that can take on rough roads and go places that cars couldn't go in the past." With this philosophy, our first four-wheel drive model was developed in 1970. This was the start of ALLGRIP, Suzuki's renowned four-wheel drive technology. Our 4WD technology has been refined to provide drivers with even more excitement, pleasure and reassurance. With ALLGRIP in your Vitara, you can expand your range of activities and enhance your diverse lifestyles.

### Four driver-selectable modes

Choose your driving mode from the 4WD driving modes (auto, sport, snow and lock), using a simple push-and-turn dial on the centre console. The multi-information colour display in the centre of the meter cluster informs you about the current ALLGRIP drive mode in operation.



### Hill descent control

When the vehicle is travelling down a steep downward slope and engine braking is not sufficient to slow the vehicle, hill descent control applies the brakes and keeps the vehicle at certain low speeds. This allows the driver to concentrate on steering.

### Auto Mode

Prioritises fuel economy in typical driving conditions and switches to 4WD when detecting slippage.

### Sport Mode

Improves cornering performance by allocating more torque to the rear wheels. For a better engine response, it optimises the accelerator/torque characteristics.

### Snow mode

Optimal for snowy, unpaved and other slippery surfaces as it enhances traction during acceleration and promotes stability.

### Lock Mode

For extricating the vehicle from snow, mud, or sand, the system apportions more torque to the rear wheels. The ESP®\* and other control technologies are optimised to get the car free. Lock mode automatically switches to Snow mode at speeds over 60 km/h.

\*ESP® is a registered trademark of Daimler AG.





**Premium feel cabin space\***  
Getting into the Vitarra is like entering a refined world full of high-quality materials. Offering a space where you find every button, switch and dial in its natural place. Enjoy an interior that you are never quite ready to leave.



**Panoramic sunroof (GLX)**  
The panoramic sunroof consists of two glass panels (one in front of the other), both of which can be slid. The two glass panels are slid overlappingly so as not to affect the cabin or carrier space.



**New 4.2" multi-information colour LCD display**  
An advanced multi-information 4.2-inch colour LCD display occupies the centre of the meter cluster to inform the driver with accurate and reliable data on vehicle behaviour and operation. The dynamic display visually illustrates a wide range of features such as ALLGRIP drive modes, G-force, engine output and torque, and accelerator and brake use, among others. With a wide variety of options to choose from, your ride is never going to be short of fun again.

## SUPERIOR INTERIOR

Feel right at home in the refined interior. Advanced feature and quality craftsmanship deliver comfort and driving satisfaction, on and off the road.



**New soft pad instrument panel**  
Internal soft pad on the upper instrument panel ensures a premium feel to the cabin space.



**New geometric pattern seats**  
Stylish suede designed front and rear seats ensure maximum support and comfort for both driver and passengers.



**New clock design**  
Embedded into the dashboard, the clock adds a modern and sophisticated touch to the driver's space.

## STATE-OF-THE-ART CONNECTIVITY



### 10.1" infotainment system with smartphone connectivity


A 10.1-inch touchscreen display enables intuitive operation of multimedia features including audio, hands-free phone, navigation system and smartphone integration. Features can be selected from the four main operating modes—Listen, Call, Drive and Connect. The Smartphone Linkage Display Audio works with Apple CarPlay, Android Auto™ and MirrorLink™.\* By connecting your compatible iPhone via USB, Apple CarPlay allows you to make phone calls, access your music, send and receive messages, and get directions all by voice command or a tap on the audio display. Android Auto puts Google Maps™, Google™ Search and other Google services at the driver's fingertips in a non-distracting way. MirrorLink™ lets various applications on your smartphone appear on the vehicle's touchscreen display, allowing you to access your smartphone's features.

### Multifunctional steering wheel

The user-friendly multifunctional steering wheel gives the driver full control. Within easy reach, radio and Bluetooth® connectivity for smartphone can be controlled. The drive support function for cruise control is also integrated to ensure comfort and security.

\*Apple CarPlay is available in the countries listed at the following link: <http://www.apple.com/ios/feature-availability/#applecarplay-applecarplay> \*For more details including iPhone models compatible with Apple CarPlay, see: <http://www.apple.com/ios/carplay/> \*Apple, Apple CarPlay and iPhone are trademarks of Apple Inc., registered in the U.S. and other countries. \*Android Auto is available in the countries listed at the following link: <https://www.android.com/auto/#hit-the-road> \*Requires the Android Auto app on Google Play and an Android compatible smartphone running Android™ 5.0 Lollipop or higher: <https://support.google.com/androidauto/#6140477> \*Android and Android Auto are trademarks of Google LLC. \*MirrorLink™ is compatible with the smartphones listed at the following link: <https://cert.mirrorlink.com/ProductListing/> \*MirrorLink™ is a registered trademark of the Car Connectivity Consortium LLC.

## PLENTY OF SAFETY



### TECT body frame

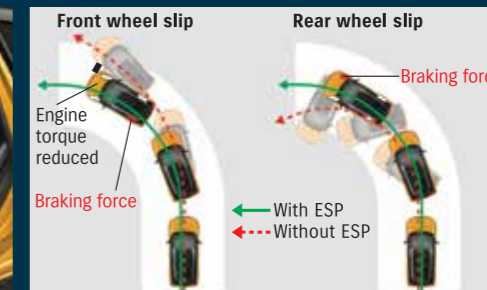
The Vitarra's body design centres on Suzuki's TECT concept, resulting in a structure that efficiently absorbs and disperses the energy in the event of a collision.



### 7 Airbags

Driving performance is complemented by protective safety features, including standard SRS airbags for the driver and front passenger, front SRS side airbags that reduce impact to the chest in side collisions and SRS curtain airbags that reduce impact to the head.

Notes: SRS airbags are only effective when seatbelts are used and may not function properly depending on crash conditions. Please refer to the owner's manual for conditions to bear in mind. In an actual crash, SRS curtain airbags and front SRS side airbags inflate only on the side of impact.



### ESP®

Should the wheels lose traction, the Electronic Stability Programme ESP®\* automatically adjusts the engine and brakes to help keep the driver in control.

\*ESP® is a registered trademark of Daimler AG.



### Front and rear parking sensors

Ultrasonic sensors in the bumpers detect obstacles and issue audio-visual warnings that the driver can see on the multi-information display and hear as a warning sound alert.



## Major Equipment

|   |  |             |
|---|--|-------------|
| Engine  |  | Petrol 1.6L |
| Drive system                                      |  | 2WD/ALLGRIP |
| Transmission                                      |  | 6AT         |
| Grade   |  | GLX         |
| <b>CHASSIS</b>                                    |  |             |
| Tyres and wheels                                  | 215/55R17 + alloy wheels (painted)                             | S           |
|   | T135/90R16 + steel wheels (for temporary use only)             | S           |
| <b>EXTERIOR</b>                                   |  |             |
| Panoramic sunroof                                 | Double sliding function  | S           |
| Wheel arch extensions                             |  | S           |
| Roof rails  | Silver   | S           |
| Front grille                                      | Chrome   | S           |
| Front bumper garnish                              | Chrome   | S           |
| Fender garnish                                    | Chrome   | S           |
| Outside door handles                              | Body coloured  | S           |
| Tailgate opener                                   | Electromagnetic  | S           |
| <b>VISIBILITY</b>                                 |  |             |
| Headlamps   | LED projector (low beam)                                       | S           |
|   | Halogen multi-reflector (high beam)                            | S           |
| Headlamp leveling device                          | Automatic  | S           |
| Automatic lamps                                   |  | S           |
| Fog lamps   | Front  | S           |
| Rear combination lamps                            | LED  | S           |
| Green-tinted windows                              |  | S           |
| Wipers  | Front: 2 speeds (low, high) + adjustable intermittent + washer | S           |
|   | Rear: 1 speed + intermittent + washer                          | S           |
| Automatic wiper                                   |  | S           |
| Rear window demister                              |  | S           |
| Outside door mirrors                              | Body coloured  | S           |
|   | Electrical adjust  | S           |
|   | Electrical fold  | S           |
|   | With built-in turn signal lamp                                 | S           |
| Day / night rearview mirror                       | Automatic dimming  | S           |
| <b>STEERING AND INSTRUMENT PANEL</b>              |  |             |
| 3-spoke steering wheel                            | Leather covered  | S           |
|   | With audio controls  | S           |
|   | With cruise control  | S           |
|   | With speed limiter control                                     | S           |
|   | With paddle shift  | S           |
|   | Tilt-adjust  | S           |
|   | Telescopic-adjust  | S           |
| Power steering                                    |  | S           |
| Tachometer  |  | S           |
| Information display integrated into meter cluster | 4.2-inch colour LCD  | S           |
|   | Clock  | S           |
|   | Outside temperature  | S           |
|   | Fuel consumption   | S           |
|   | Driving range  | S           |
|   | Average speed  | S           |
|   | Gear shift indicator   | S           |
|   | Gear position indicator  | S           |
|   | Driving mode (ALLGRIP)   | S (ALLGRIP) |
| Light-off and key reminder                        |  | S           |
| Door ajar reminder                                |  | S           |
| Driver's seatbelt reminder                        | Lamp & alarm   | S           |
| Passenger's seatbelt reminder                     | Lamp & alarm   | S           |
| Low fuel warning                                  |  | S           |
| Centre Clock                                      |  | S           |
| Instrument panel ornament                         | Film   | S           |
| Centre and side louvre bezels                     | Chrome   | S           |

|                                   |  |             |
|-----------------------------------|--|-------------|
| <b>DRIVING AMENITIES</b>          |  |             |
| Electric windows                  | Front                                      | S           |
|                                   | Rear                                       | S           |
| Central door locking              | Switch on driver's side                    | S           |
| Remote-control door locks         | With hazard lamp answerback function       | S           |
| Keyless push start system         |  | S           |
| Air conditioner                   | Automatic                                  | S           |
| Heater                            |  | S           |
| Pollen filter                     |  | S           |
| Audio                             | Antenna                                    | S           |
|                                   | Front speakers                             | S           |
|                                   | Rear speakers                              | S           |
|                                   | Front tweeters                             | S           |
|                                   | MP3/WMA compatible CD player + Bluetooth** | S           |
| Driving mode dial                 | 4 modes                                    | S (ALLGRIP) |
| Cruise control                    |  | S           |
| Speed limiter                     |  | S           |
| <b>INTERIOR</b>                   |  |             |
| Cabin lights                      | Front map light (2-position)               | S           |
|                                   | Centre cabin light (3-position)            | S           |
|                                   | Glove box light                            | S           |
|                                   | Footwell lights (front seats)              | S           |
|                                   | Centre lower console box light             | S           |
| Sun visors                        | With ticket holder                         | S           |
|                                   | With vanity mirror                         | S           |
|                                   | With illumination function                 | S           |
| Assist grips                      | Passenger's side                           | S           |
| Cup holders                       | Front x 2                                  | S           |
| Bottle holders                    | Front x 2                                  | S           |
| Glove box damper                  |  | S           |
| Console box                       | Front                                      | S           |
|                                   | Rear                                       | S           |
| Centre armrests                   | Front (on floor console)                   | S           |
| Centre console ornament           | Silver                                     | S           |
| Shift knob                        | Black with silver accent                   | S           |
| Parking brake release button      | Chrome                                     | S           |
| 12V accessory socket              | Front console                              | S           |
| Foot rest                         |  | S           |
| Door trim insert                  | Suede                                      | S           |
| Door trim ornament                | Silver                                     | S           |
| Inside door handles               | Chrome                                     | S           |
| Door armrest                      | Synthetic leather insert (front)           | S           |
| <b>SEATS</b>                      |  |             |
| Front seats                       | Seat height adjuster (driver's side)       | S           |
|                                   | Seat height adjuster (passenger's side)    | S           |
|                                   | Slide and reclining function               | S           |
|                                   | Seatback pocket (passenger's side)         | S           |
|                                   | Head restraint                             | S           |
| Rear seats                        | 60:40-split single-fold                    | S           |
|                                   | Head restraint x 3                         | S           |
| Seat upholstery material          | Suede and synthetic leather                | S           |
| <b>LUGGAGE AREA</b>               |  |             |
| Luggage shelf                     |  | S           |
| Luggage board                     |  | S           |
| Luggage area hook                 | Shopping bag hook x 1                      | S           |
|                                   | Net hook x 2                               | S           |
| Luggage area 12V accessory socket |  | S           |
| Luggage area light                |  | S           |

|  |  |             |
|--|--|-------------|
| <b>SAFETY, SECURITY, AND ENVIRONMENTAL COMPATIBILITY</b> |  |             |
| ABS with EBD function                                    |  | S           |
| ESP***   |  | S           |
| Hill hold control  |  | S           |
| Hill descent control                                     |  | S (ALLGRIP) |
| Brake assist function                                    |  | S           |
| Parking sensors  | Front: 4 sensors   | S           |
|  | Rear: 4 sensors  | S           |
| SRS front dual airbags                                   |  | S           |
| SRS side airbags   | Front  | S           |
| SRS curtain airbags                                      |  | S           |
| SRS knee airbag  | Driver's seat  | S           |
| Pedal release mechanism                                  |  | S           |
| Seatbelts  | Front: 3-point ELR seatbelts with pretensioner, force limiter and shoulder height adjuster | S           |
|  | Rear: 3-point ELR seatbelts (side/centre)  | S           |
| ISOFIX child seat anchorages                             | x2   | S           |
| Child seat tether anchorages                             | x3   | S           |
| Childproof rear door locks                               |  | S           |
| Side impact door beams                                   |  | S           |
| Immobiliser  |  | S           |
| Freewheeling key cylinders                               |  | S           |
| Security alarm   |  | S           |
| AT/TCSS shift lock                                       |  | S           |
| DRL (daytime running lights)                             | LED  | S           |
| High-mount stop lamp                                     |  | S           |

S : Standard

\* : Bluetooth is a registered trademark of Bluetooth SIG, Inc.

\*\* : ESP is a registered trademark of Daimler AG.

The ESP is designed to help keep the vehicle under control. However, the degree of engine torque reduction, the wheels that brake and their braking force vary according to the driving conditions.

ESP is essentially a system to assist stable driving. In the case of slippage or skidding that exceeds the limits of grip between tyres and road surface, ESP will still function but may not be effective.

\*\*\*: without Lane Departure Prevention and Traffic Sign Recognition functions.

## Exterior Colour



Solar Yellow Pearl Metallic /  
Cosmic Black Pearl Metallic (DBH)


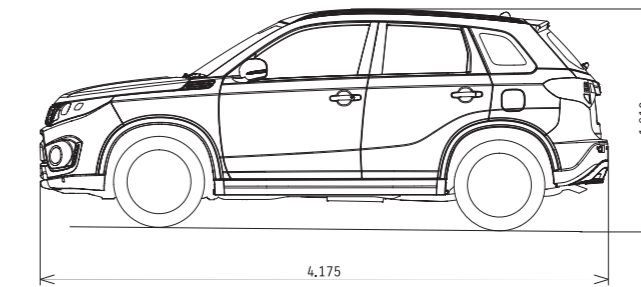
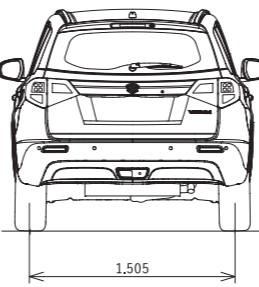
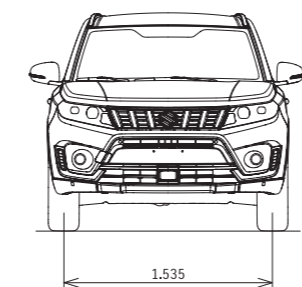


Atlantis Turquoise Pearl Metallic /  
Cosmic Black Pearl Metallic (A9L)



Galactic Gray Metallic /  
Cosmic Black Pearl Metallic (A9G)

## Dimensions



## Major Specifications

|                          |                                   |         |                                   |
|--------------------------|-----------------------------------|---------|-----------------------------------|
| <b>DIMENSIONS</b>        |                                   |         |                                   |
| Overall length           |                                   | mm      | 4,175                             |
| Overall width            |                                   | mm      | 1,775                             |
| Overall height           |                                   | mm      | 1,610                             |
| Wheelbase                |                                   | mm      | 2,500                             |
| Tread                    | Front                             | mm      | 1,535                             |
|                          | Rear                              | mm      | 1,505                             |
| Minimum turning radius   |                                   | m       | 5.2                               |
| Minimum ground clearance |                                   | mm      | 185                               |
| <b>CAPACITY</b>          |                                   |         |                                   |
| Seating capacity         |                                   | persons | 5                                 |
| Luggage capacity         | Max.volume                        | litres  | 1,120                             |
|                          | Rear seatback folded (VDA method) | litres  | 710                               |
|                          | Rear seatback raised (VDA method) | litres  | 375                               |
| Fuel tank capacity       |                                   | litres  | 47                                |
| <b>ENGINE</b>            |                                   |         |                                   |
| Type                     |                                   |         | M16A                              |
| Number of cylinders      |                                   |         | 4                                 |
| Number of valves         |                                   |         | 16                                |
| Piston displacement      |                                   | cm3     | 1,586                             |
| Bore*stroke              |                                   | mm      | 78.0*83.0                         |
| Compression ratio        |                                   |         | 11.0                              |
| Maximum output           |                                   | kW/rpm  | 86/6,000                          |
| Maximum torque           |                                   | Nm/rpm  | 156/4,400                         |
| Fuel distribution        |                                   |         | Multipoint injection              |
| <b>TRANSMISSION</b>      |                                   |         |                                   |
| Type                     |                                   |         | 5MT 6AT                           |
| Gear ratio               | 1st                               | 3.545   | 4.666                             |
|                          | 2nd                               | 1.904   | 2.533                             |
|                          | 3rd                               | 1.258   | 1.555                             |
|                          | 4th                               | 0.911   | 1.135                             |
|                          | 5th                               | 0.725   | 0.859                             |
|                          | 6th                               | -       | 0.685                             |
|                          | Reverse                           | 3.250   | 3.393                             |
| Final gear ratio         |                                   | 4.411   | 3.683                             |
| <b>CHASSIS</b>           |                                   |         |                                   |
| Steering                 |                                   |         | Rack & pinion                     |
| Brakes                   | Front                             | mm      | Ventilated disc                   |
|                          | Rear                              | mm      | Disc                              |
| Suspensions              | Front                             | mm      | MacPherson strut with coil spring |
|                          | Rear                              | mm      | Torsion beam with coil spring     |
| Tyres                    |                                   |         | 215/60R16, 215/55R17              |
| <b>WEIGHTS</b>           |                                   |         |                                   |
| Gross vehicle weight     |                                   | kg      | 1,730                             |
| <b>PERFORMANCE</b>       |                                   |         |                                   |
| Maximum speed            |                                   | km/h    | 180                               |

PAK SUZUKI MOTOR CO. LTD. Reserves the right to change, without notice, prices, colours, materials, equipments, specification and models and also to discontinue models.

Please visit nearest Suzuki Authorised Dealership for colour and vehicle availability.